



Scope

Ergonomic Task Chair

Introducing the Gregory Scope, Australia's premier ergonomic office chair that seamlessly marries aesthetic appeal with ergonomic precision. The Scope is available in either a medium or high back design, with seat sizes that range from small to large. This range ensures that every individual can find a perfect fit, customised to their unique body shape and seating preference.



Gregory Scope

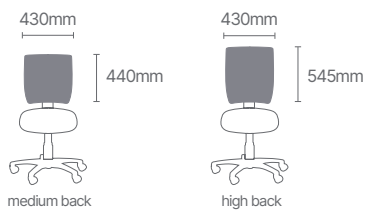
Style, Comfort, and Durability Perfected



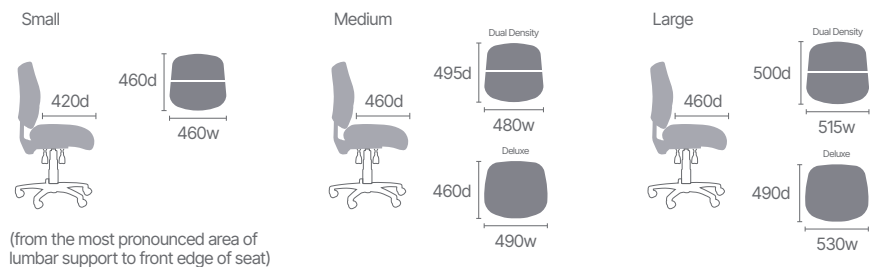
Designed and manufactured in Australia, the Gregory Scope is a sophisticated seating solution that prioritises style and comfort. With a sculpted square back design, it captivates architects and designers with unique contours and modern appeal. Refined lateral and lumbar support contouring ensures an ideal sitting posture, reducing the risk of back strain.

The Scope features Gregory's Dual Density Posture Support technology which promotes correct seating posture, a 3-lever independent mechanism for easy adjustment, and an anti-slip ratchet back height adjustment. It is AFRDI 160kg certified and built for intensive use, offering cutting-edge design, superior comfort, and robust durability for your office needs.

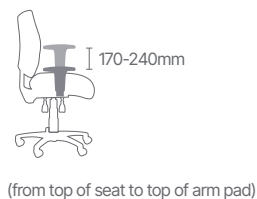
Back Sizes



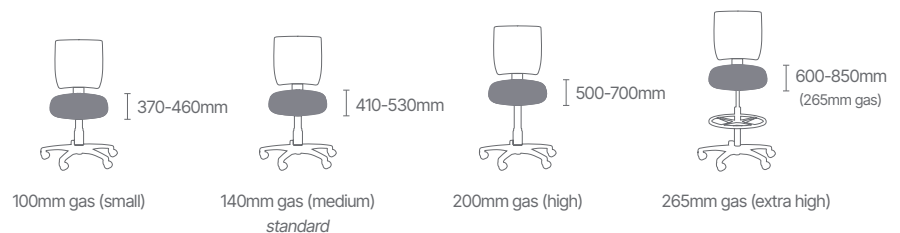
Seat Sizes



Arm Height Range



Seat Height



Upholstery

At Gregory Commercial Furniture, we collaborate with multiple fabric houses, offering you a vast array of upholstery options. We ensure our ergonomic furniture aligns with your design vision, blending functionality with aesthetics seamlessly.

