



Inca

ergonomic task chair



Gregory Inca

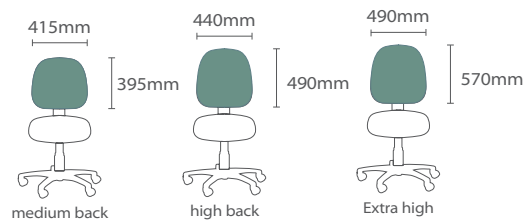
The Epitome of Ergonomic Design



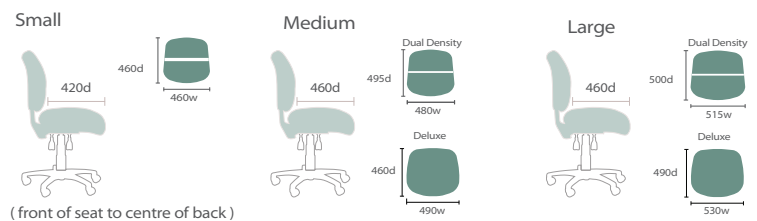
The Inca range offers a timeless design which incorporates the original and award winning Dual Density Posture Support seat technology (optional Tri-Tek Pressure Reduction Technology™) which pioneered the ergonomic seating market. With options for medium, high, or extra high backs and customizable seat sizes, the Inca ensures a perfect fit for every individual.

The 3-lever mechanism allows easy adjustment of seat height, tilt, and back angle, providing a personalized seating experience. Designed to withstand any office environment, it boasts a heavy-duty weight capacity of 160kg, certified by AFRDI, surpassing industry standards.

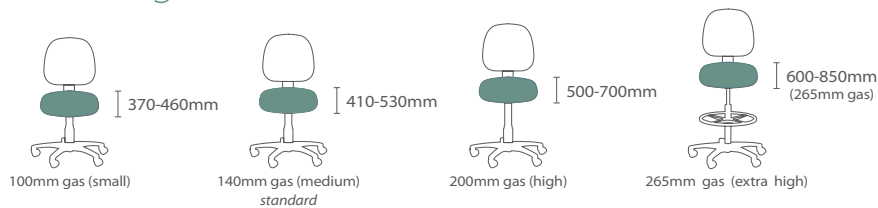
Back Sizes



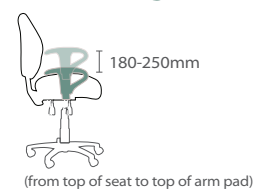
Seat Sizes




Seat Height



Arm Height Range



Upholstery



At Gregory Commercial Furniture, we collaborate with multiple fabric houses, offering you a vast array of upholstery options. We ensure our ergonomic furniture aligns with your design vision, blending functionality with aesthetics seamlessly.

Accreditations/Warranty



DUAL DENSITY
posture support